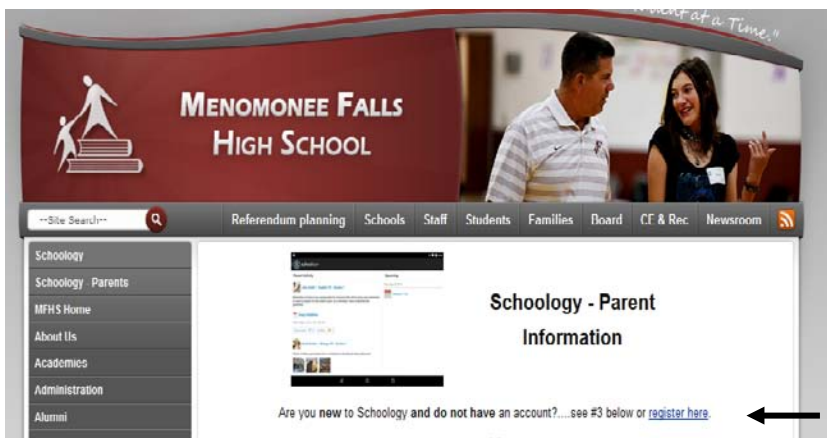


Parents: Register to View Your Child's Activity

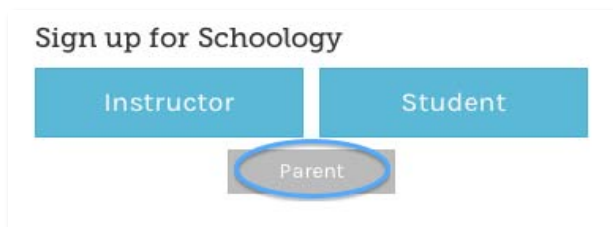
1. In your browser, navigate to the MFHS Website - <http://mfhs.sdmf.schoolfusion.us/>
2. In the left corner of the screen, click the Schoolology – Parent



3. Click Register Here



4. Select Parent from the options.



5. You should have received a Parent Access Code from your child's school. Enter that code here:

Sign up for Schoolology Back

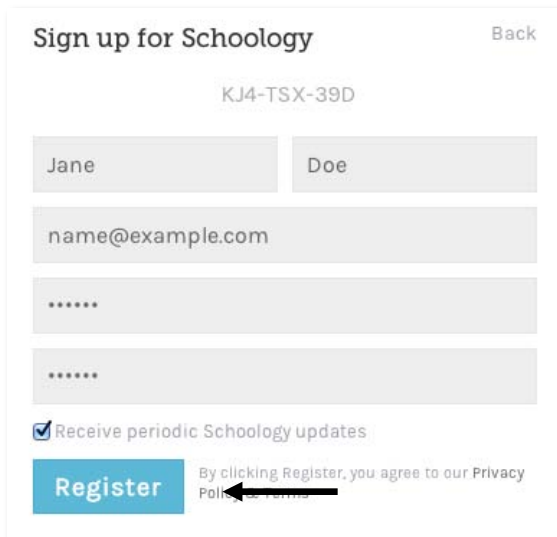
Access Code

Enter the access code provided by your child's instructor

Continue

6. Enter your name, email address, and password. Click **Register** to complete.

Once you log in, you'll be able to browse your child's activities by selecting your child's name from the top right dropdown.



Sign up for Schoolology Back

KJ4-TSX-39D

Jane Doe

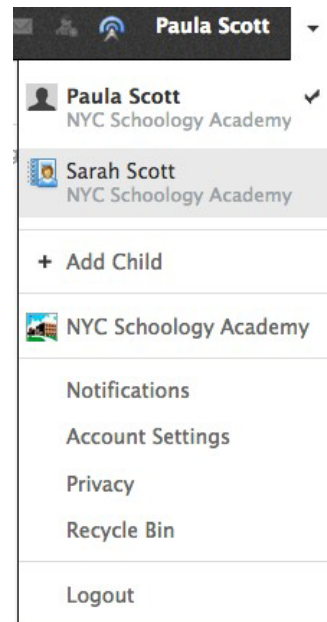
name@example.com

.....

.....

Receive periodic Schoolology updates

Register By clicking Register, you agree to our Privacy Policy



7. You also have the option to associate additional children using Schoolology with this account. To associate additional children, click on the downfacing arrow on the top right of your Schoolology account, select Add Child, and enter the Parent Access Code for your other child/children.

